



Greasestrip Plus GRILL CLEANER - DEGREASER

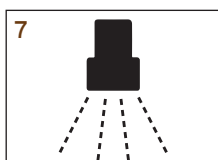
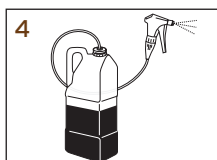

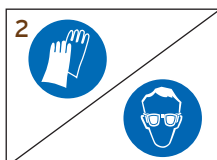
Greasestrip Plus features a unique gel formula that provides 100% of surface contact. It quickly cuts through caramelized, carbonized and burnt-on / baked-on soil, even on vertical surfaces. Its unique formula contains an inhibitor that protects stainless steel from blackening when product is applied to hot surfaces.

Application area: Grill, ovens, stove hoods, vents, broilers, fryers, and all the kitchen surfaces and utensils that need an effective degreasing action.

- **Clean** - High performing formula strips grease build-up.
- **Safe** - Reduces the risk of cross-contamination.
- **Efficient** - Simple application for easy and economic use.



USE INSTRUCTIONS



- 1 Check hygiene plan and product label for detailed use information.
- 2 Wear protective gloves and goggles when using **Greasestrip Plus**.
- 3 Turn off oven and grill or other appliances to be cleaned. The temperature should be lower than 50°C.
- 4 Spray **Greasestrip Plus** on the surface to be cleaned.
- 5 Allow the product to penetrate grease deposits for 5 to 15 minutes.
- 6 Wipe off dissolved and loosened grease with a damp cloth or paper.
- 7 Rinse surface with plenty of clean water.

SPECIAL NOTES/ INFORMATION

Do not use on aluminium or painted surfaces. Test material compatibility in a small inconspicuous area before use.

For professional use only.

SAFETY INFORMATION

For further information and safety instructions, see product label and Safety Data Sheet.

STORAGE CONDITIONS

Store between -5° and 40°C in original closed container only.

PACK SIZE

3 x 1,3 L

2 x 5 L

4 x 5 L